


215 DAVIDSON GATEWAY DR

LOT 3

1830-L



# EXTERIOR SELECTIONS



1. SIDING 1 - UNCERTAIN GRAY (6234)
2. SIDING 2- FOGGY DAY (6235)
3. TRIM & PORCH CEILING- EGRET WHITE (7570)
4. FRONT DOOR- GREEN EARTH (7748)
5. BRICK- LA CAVA
6. ROOF- WEATHERED WOOD
7. GUTTERS- SANDCASTLE
8. CEDAR- TIDAL WOOD MW 415



# HARDWARE & EXTERIOR LIGHTING


1. FRONT DOOR & INTERIOR DOOR HARDWARE- SCHLAGE CENTURY- MATTE BLACK
2. LOWER FRONT PORCH - CHANCELLOR OUTDOOR LANTERN (L6CW)
3. UPPER FRONT PORCH- CHANCELLOR PENDANT (9K8X6)




# INTERIOR SELECTIONS

1. WALL PAINT- SNOWBOUND (7004)
2. TRIM & INTERIOR DOORS- DRIFT OF MIST (9166)
3. FLOORING- SPC TOPSAIL  
LOCATED THROUGHOUT HOME, WITH  
EXCEPTION TO TILED AREAS
4. CARPET - MANOR HOUSE- CANDLE  
GLOW (OWNERS BEDROOM AND  
BEDROOM 2)

1



2



3



4



# INTERIOR LIGHTING

1. FOYER/ENTRY-RYLEE 4 LIGHT MATTE BLACK SEMI FLUSH MOUNT (2KVDR)
2. FAMILY ROOM-SKYLARK DOWNROD CEILING FAN (7020JLV)
3. DINING ROOM-ERMA 9 LIGHT CHANDELIER IN MATTE BLACK AND BLACK WICKER (HMAD)
4. OWNERS BEDROOM- BARLOW 52" (KCCA)
5. BED 2 & 3-52" COLE IN FLAT BLACK W/ FLAT BLACK/GREYWOOD BLADES (A18Q3)

1



2



3




4



5

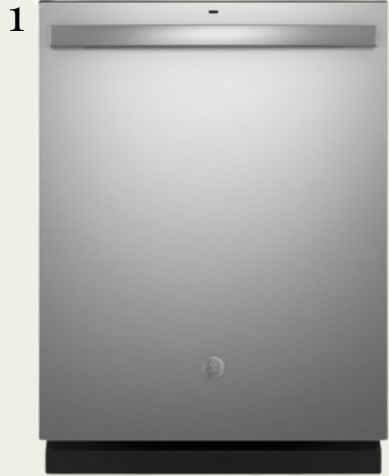


# KITCHEN



1. FAUCET- DELTA TRINSIC- CHAMPAGNE BRONZE
2. ISLAND DISPOSAL BUTTON- FRENCH GOLD
3. SINK- 35 1/2" FARMHOUSE UNDERMOUNT SINK
4. ISLAND LIGHT-TORINO PENDANT (305XFRJ)
5. COUNTERTOPS- QUARTZ IDILLIO 3CM (SAME AS KITCHEN ISLAND)
6. BACKSPLASH- CONTRA WHITE MATTE 4X12- EXTENDED TO CEILING AT HOOD
7. CABINET HARDWARE- MODERN BRUSHED GOLD STAMPED KNOB
8. CABINET HARDWARE- MODERN BRUSHED GOLD RADIANT PULL
9. ISLAND CABINETS- TIMBERLAKE PAINTED BLACK
10. KITCHEN PERIMETER CABINETS- TIMBERLAKE PAINTED HARBOR

# APPLIANCES



PAINTED BLACK TO MATCH ISLAND

1. DISHWASHER-GE GDT670SYVFS GE 24" TOP CONTROL DISHWASHER-STAINLESS STEEL
2. RANGE- GE #GRS600AVFS-STAINLESS STEEL
3. MICROWAVE CWL112P2RS1 CAFÉ™ BUILT-IN MICROWAVE DRAWER OVEN
4. HOOD- TIMBERLAKE STRAIGHT VALANCE RANGE HOOD (RH3624 SV) WITH CHIMNEY (RHC3631) AND 400 CFM BLOWER (RHVENT 400)



## GE APPLIANCES

SAUSSY BURBANK PROVIDES EACH HOME WITH GE APPLIANCES. THEY ARE TRUSTED HOUSEHOLD COMPANIONS, DESIGNED TO SIMPLIFY EVERYDAY TASKS WHILE ENHANCING YOUR HOME'S EFFICIENCY AND STYLE.

# POWDER ROOM

1. LIGHT-HANSON 2 LIGHTS BATH SCONCE IN BLACK WITH BRASS WITH CLEAR SHADE (TWVQX)
2. BEVELED OVAL MIRROR
3. FAUCET-DELTA SAYLOR - CHAMPANGE BRONZE
4. SINK-RECTANGULAR BASIN 20000-0 CAXTON (TWO SINKS)
5. COUNTERTOPS- QUARTZ IDILLIO 2CM
6. CABINETS- TIMBERLAKE-PAINTED BLACK
7. HARDWARE- MODERN BRUSHED GOLD STAMPED KNOB







# LAUNDRY ROOM



1. COUNTERTOPS- QUARTZ 2CM MIAMI WHITE
2. CABINETS- TIMBERLAKE- MAPLE LATTE
3. CABINET HARDWARE- TIMBERLAKE- MODERN BRUSHED GOLD CLASS KNOB
4. LIGHTING- POPPY 3 LIGHT MATTE BLACK SEMI FLUSH MOUNT (2KUEY)
5. TILE- RHYTHM HEX- WHITE & BLACK 11X13




# OWNER'S BATHROOM




1. BATHROOM LIGHT FIXTURE-FULLTON TWO LIGHT WALL / BATH (706ZZM2)
2. FAUCET- DELTA SYLOR- CHAMPAGNE BRONZE
3. SINK-RECTANGULAR BASIN 20000-0 CAXTON (TWO SINKS)
4. COUNTERTOPS- QUARTZ MATTERHORN 2CM
5. BATHROOM FLOOR- VISCONDE MATTE ORO 12X24
6. SHOWER SURROUND- ESTASI PEAK -BLACK GLOSS 3X12- TILE TO CEILING (VERTICAL)
7. SHOWER FLOOR-REZONE PENNIES- WHITE
8. CABINETS-TIMBERLAKE- PAINTED BLACK
9. HARDWARE- MODERN BRUSHED GOLD BRIOLETTE PULL
10. SHOWER VALVE- DELTA SAYLOR MONITOR 14 SERIES- CHAMPAGNE BRONZE
11. SHOWER-3/8" FRAMLESS- OIL RUBBED BRONZE

# BATHROOM TWO



1. BATHROOM LIGHTING-5 LIGHT VANITY (CLVHU)
2. FAUCET- DELTA SAYLOR- CHROME
3. SINK-RECTANGULAR BASIN 20000-0 CAXTON
4. COUNTERTOPS- QUARTZ MIAMI VENA 2CM
5. BATHROOM FLOOR-JUTE CHARCOAL 12X24
6. CABINETS- TIMBERLAKE-PAINTED LINEN
7. HARDWARE- SATIN NICKEL MARQUISE PULL 6 7/8"
8. TUB/SHOWER VALVES- DELTA SAYLOR CHROME
9. TUB- STEEL TUB
10. SHOWER SURROUND- CATCH- GRAY CLOSS 3X12

# BATHROOM THREE



1. BATHROOM LIGHT FIXTURE-PAISLEY BATH AND VANITY (608UH0Q)
2. FAUCET- DELTA SYLOR- CHAMPAGNE BRONZE
3. SINK-RECTANGULAR BASIN 20000-0 CAXTON (TWO SINKS)
4. COUNTERTOPS- QUARTZ MATTERHORN 2CM
5. BATHROOM FLOOR- VISCONDE MATTE ORO- 12X24
6. CABINETS-TIMBERLAKE- MAPLE LATTE
7. HARDWARE- MODERN BRUSHED GOLD BRIOLETTE KNOB
8. SHOWER VALVE- DELTA SAYLOR MONITOR 14 SERIES- CHAMPAGNE BRONZE
9. SHOWER-3/8" FRAMLESS- OIL RUBBED BRONZE
10. SHOWER SURROUND- CATCH GLOSS ICE- 3X12



## **MALLORY MOORE**

704.502.1990

[mallory.moore@saussyburbank.com](mailto:mallory.moore@saussyburbank.com)

[@saussyburbank](#)