

6056 HONEY HOLE HAVEN
LOT EH-91

 SAUSSY BURBANK



*Optional upgrades may be shown on artist's rendering. See agent for details

Please Note: Images shown will appear differently across various screens, and when installed in your home with different lighting conditions.

SWALLOWTAIL-BW

EXTERIOR SELECTIONS



1. SIDING - WHITE HERON (SW7627)
2. TRIM- CRUSHED ICE (SW7647)
3. FRONT DOOR - WALNUT (MW439)
4. FOUNDATION - SUMMIT GREY (SW7669)
5. SHUTTERS - AGATE GREY (RAL7038)
6. ROOF- GALVANZIED METAL




EXTERIOR HARDWARE & LIGHTING

1



2



3




4



5



6



1. FRONT DOOR HARDWARE - SCHLAGE CENTURY - MATTE BLACK
2. INTERIOR DOOR HARDWARE - SCHLAGE BOWERY KNOB - MATTE BLACK
3. FRONT DOOR - VADO LARGE WALL LANTERN - BLACK
4. REAR DOOR & GROUND FLOOR - VADO MEDIUM WALL LANTERN - BLACK
5. GARAGE CAR DOOR LIGHTS - REDDING STATION MEDIUM LANTERN - BLACK
6. FRONT & REAR PORCH FANS - COLLINS COASTAL SMART 52" - BLACK

INTERIOR SELECTIONS

1. WALL & TRIM PAINT- PURE WHITE (SW7005)
2. FLOORING - ENG. HARDWOOD - MOHAWK - HARRIETT ESTATES - SAND PEARL OAK
(1ST FLOOR LIVING AREAS (INCLUDES PRIMARY BEDROOM), 2ND FLOOR HALL, BED 2, 3, & 4)
3. STAIR TREADS & RAILINGS/BALUSTERS

1

3



2



INTERIOR LIGHTING

1



1. FAMILY ROOM, PRIMARY BEDROOM, BONUS ROOM - COLLINS COASTAL SMART 52" FAN - WHITE
2. DINING ROOM - BRIANNA SMALL CHANDELIER - POLISHED NICKEL
3. STAIRWELL LANDING - HARROW LARGE PENDANT - POLISHED NICKEL

2




3



KITCHEN



1. FAUCET- DELTA CASSIDY - POLISHED NICKEL
2. DISPOSAL BUTTON - POLISHED NICKEL
3. FARM SINK- KOHLER CAST IRON - WHITE
4. LIGHTS - ATLANTIC ROUND PENDANTS - POLISHED NICKEL (X2)
5. COUNTERTOPS- CAMBRIA - IRONSBRIDGE QUARTZ
6. BACKSPLASH- RAKU 3X12 - WHITE MATTE - EXTENDED TO CEILING
7. CABINET HARDWARE - HAYWORTH PULL - POLISHED NICKEL
8. PERIMETER CABINETS - LEGACY - CHELSEA DOOR - IVORY PAINTED (STACKED TO CEILING)
9. ISLAND CABINETS- LEGACY - CHELSEA DOOR - THYME MAPLE STAIN





APPLIANCES



1. WALL OVEN COMBO - GE CAFE - CTC912P2NS1 - STAINLESS STEEL
2. HOOD - JVVW5361SJSS - STAINLESS STEEL
3. GAS COOKTOP - GE CAFE - CGP70362NS1 - STAINLESS STEEL


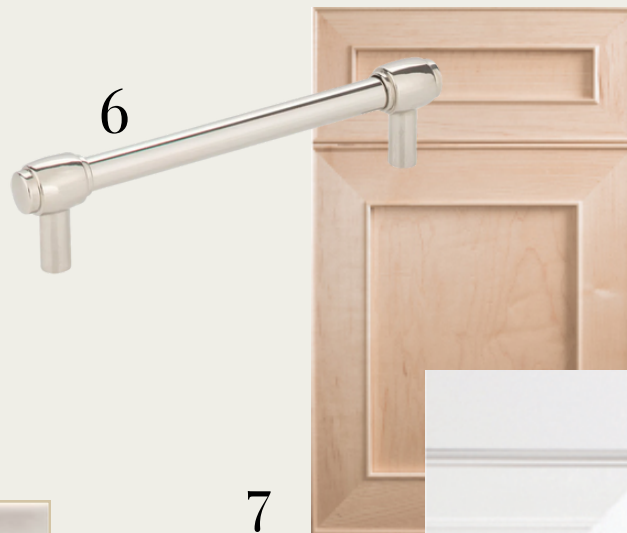
4. DISHWASHER- GE CAFE - CDT858P2VS1 - STAINLESS STEEL
5. REFRIGERATOR - GE CAFE - CYE22UPMS1 - COUNTER-DEPTH



BUTLER'S PANTRY



1. FAUCET- DELTA CASSIDY - POLISHED NICKEL
2. STAINLESS STEEL UNDERMOUNT SINK
3. LIGHT - CRISTOL LARGE TRIPLE FLUSH MOUNT - POLISHED NICKEL
4. COUNTERTOPS- CAMBRIA - IRONSBRIDGE QUARTZ
5. BACKSPLASH- RAKU 3X12 - WHITE MATTE - EXTENDED TO CEILING
6. CABINET HARDWARE - HAYWORTH PULL - POLISHED NICKEL
7. CABINETS - LEGACY - CHELSEA DOOR - IVORY PAINTED (STACKED TO CEILING)
8. UNDER-CABINET BEVERAGE CENTER - CCP06BP2PS1



POWDER ROOM

1



1. LIGHTING - ALESSA 2-LIGHT - POLISHED NICKEL
2. FAUCET - DELTA - CASSIDY WIDESPREAD
3. VANITY - JEFFREY ALEXANDER - PERCIVAL 24" BLACK W/ CALACATTA VIENNA QUARTZ TOP

2



3



LAUNDRY ROOM

1



3



2



4



5



6

1. CABINETS- LEGACY - CHELSEA - IVORY PAINTED
2. CABINET HARDWARE- SUTTON PULL
3. LIGHT - WALKER SMALL FLUSH MOUNT - BURNISHED SILVER LEAF
4. COUNTERTOP - CARRARA BREVE QUARTZ (INCLUDES OVER W/D)
5. FLOOR TILE - BAUHAUS HEX - FLORAL
6. WASHER/DRYER - GE - GFW510SCVWW / GFD55ESSNWW



PRIMARY BATHROOM



4



1



3



2



5

1. FAUCET- DELTA CASSIDY - WIDESPREAD
2. SINK-RECTANGULAR BASIN (X2)
3. MIRRORS - RECTANGULAR FRAMED
4. BATHROOM LIGHT FIXTURE - ALESSA 3-LIGHT (X2) - POLISHED NICKEL
5. CABINETS - LEGACY - CHELSEA - IVORY PAINTED
6. HARDWARE- SUTTON PULL
7. COUNTERTOPS- CALACATTA CLASSIQUE QUARTZ
8. BATHROOM FLOOR - STERLINA HEX - WHITE
9. SHOWER WALLS - STERLINA 12X24 - WHITE POLISHED
10. SHOWER FLOOR - SAVVY PENNIES - SILVER
11. SHOWER & TUB FIXTURES - DELTA - POLISHED NICKEL
12. FREESTANDING TUB - STERLING SPECTACLE
13. SHOWER ENCLOSURE - FRAMELESS



7



6




11



8



9



10



12



13

BATHROOM TWO



1



3



2



4

5



6



7



8



10



9



11

1. FAUCET- DELTA CASSIDY - CENTERSET
2. SINK - RECTANGULAR BASIN
3. LIGHT - ALESSA 2-LIGHT - POLISHED NICKEL
4. CABINETS - LEGACY CHELSEA - IVORY PAINTED
5. CABINET HARDWARE - SUTTON PULL
6. COUNTERTOPS - CALACATTA CLASSIQUE QUARTZ
7. BATHROOM FLOOR TILE - JUTE 12X24 - LINEN
8. SHOWER WALL TILE - ESTASI FLAT 3X12 - WHITE GLOSSY
9. SHOWER FLOOR TILE - SAVVY PENNIES - WHITE
10. SHOWER FIXTURE - DELTA CASSIDY
11. FRAMELESS SHOWER ENCLOSURE

BATHROOM THREE




1



3



2



4



5

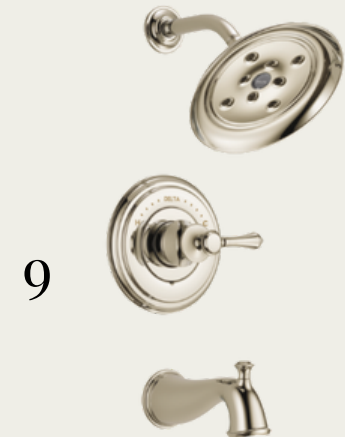


6

7



8



9



10

1. FAUCET- DELTA CASSIDY - CENTERSET
2. SINK-RECTANGULAR BASIN
3. BATHROOM LIGHTING - ALESSA 2-LIGHT - POLISHED NICKEL
4. CABINETS - LEGACY CHELSEA - IVORY PAINTED
5. COUNTERTOPS- CALACATTA LEON QUARTZ
6. HARDWARE - SUTTON PULL
7. BATHROOM FLOOR TILE - STERLINA HEX - SILVER
8. TUB WALLS - CATCH 3X12 - GREY GLOSSY
9. SHOWER FIXTURE - DELTA CASSIDY
10. STEEL TUB W/ TILE WALLS

BATHROOM FOUR




1



3



2



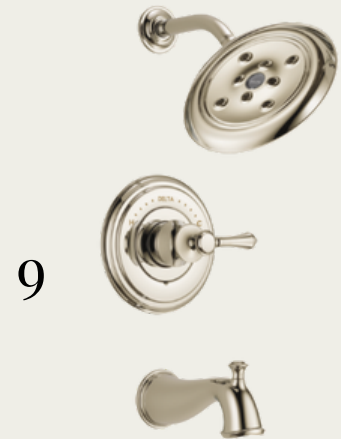
4



5



6




9

7



8



10



1. FAUCET- DELTA CASSIDY - CENTERSET
2. SINK-RECTANGULAR BASIN
3. BATHROOM LIGHTING - ALESSA 2-LIGHT - POLISHED NICKEL
4. CABINETS - LEGACY CHELSEA - IVORY PAINTED
5. COUNTERTOPS- CALACATTA LEON QUARTZ
6. HARDWARE - SUTTON PULL
7. BATHROOM FLOOR TILE - STERLINA HEX - SILVER
8. TUB WALLS - CATCH 3X12 - ICE GLOSSY
9. SHOWER FIXTURE - DELTA CASSIDY
10. STEEL TUB W/ TILE WALLS

TRIMWORK & OTHER SELECTIONS

- BLACK EXTERIOR WINDOWS
- SCREENED REAR PORCH
- GOURMET KITCHEN LAYOUT
- OPTIONAL BUTLER'S PANTRY CABINETS W/ SINK
- OPTIONAL DINING ROOM CABINETS - 42"
- OPTIONAL LAUNDRY CABINETS (BASE AND STACKED UPPERS) W/ W/D COUNTERTOP
- BATH 2 OPTIONAL SHOWER ILO TUB/SHOWER
- 1X8 BASEBOARDS 1ST FLOOR, 1X6 BASEBOARDS 2ND FLOOR
- 5" COVE CROWN MOLDING 1ST FLOOR (NO CLOSETS OR BATHROOMS)
- STAINED OAK TREADS W/ PAINTED RISERS
- SHIPLAP WALLS: HORIZONTAL - FIREPLACE, STAIRWELL (@ 1ST & 2ND FLOORS)

FIREPLACE

- 36" VENTLESS GAS FIREPLACE
- SURROUND - MARBLE - DRIFTWOOD
- MANTEL - OZARK MAPLE WOOD - STAINED TO COORDINATE WITH FLOORS



*images for reference only - some features and finishes may vary

Swallowtail-BW

