

9055 MAYBRY PARK STREET  
LOT 107



# EXTERIOR SELECTIONS



1. SIDING- RETREAT (SW 6207)
2. TRIM - EAVE, WINDOW AND DOOR-  
PURE WHITE (SW 7005)
3. TRIM - BOX BAY AND BAND-  
COMFORT GREY (SW 6205)
4. EXTERIOR DOORS- IRON ORE (SW 7069)
5. BRICK- LA CAVA
6. CEDAR - DARK WALNUT (MW 2716)
7. ROOF- WEATHERED WOOD
8. GUTTERS- TERRATONE

\*colors may vary on screen or printed versions

# EXTERIOR HARDWARE & LIGHTING

1

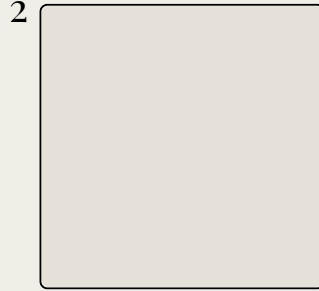



1. FRONT DOOR & INTERIOR DOOR HARDWARE- PLYMOUTH- MATTE BLACK
2. FRONT PORCH 1/GARAGE DOORS/GARAGE DOOR SERVICE- 2LT OUTDOOR WALL - MATTE BLACK


2



# INTERIOR SELECTIONS



1. WALL/CLOSET/CEILING PAINT- SNOWBOUND (SW 7004)
2. TRIM/INTERIOR DOORS- HERON PLUME (SW 6070)
3. FLOORING- SPC 9" TOPSAIL (LOCATED IN ALL LIVING AREAS)
4. CARPET - LUSTROUS TONES CUMULUS (LOCATED IN STAIRS, BEDROOMS, CLOSETS, LOFTS, UPPER HALLWAYS)



# INTERIOR LIGHTING

1. FOYER/ENTRY/DINING ROOM- ANTIQUE BRUSHED BRASS FLUSH MOUNT
2. FAMILY ROOM - 52" CEILING FAN - BLACK
3. STAIRWAY - BRUSHED STEEL FLUSH MOUNT

1



2



3



# KITCHEN

1



2



3




4



5



6



7




1. FAUCET- DELTA CORANTO- CHAMPAGNE BRONZE
2. ISLAND DISPOSAL BUTTON- CHAMPANGE BRONZE
3. SINK- MCALLISTER SINGLE BOWL STAINLESS STEEL
4. LIGHTING- 2 LARGE PENDANTS
5. COUNTERTOPS- MATTERHORN 3CM (SAME AS KITCHEN ISLAND)
6. BACKSPLASH- CATCH GLOSS WHITE 4X16 ( STACKED HORIZONTAL TO CEILING)
7. CABINET HARDWARE- MODERN BRUSHED GOLD TRILLION PULL
8. PERIMETER CABINETS-BARNETT DOOR- PAINTED LINEN
9. ISLAND CABINETS-BARNETT DOOR- PAINTED BLACK

8



9



# APPLIANCES

1



2



3



4



1. MICROWAVE- TRIM KIT & CABINET MICROWAVE
2. DISHWASHER- GE® ENERGY STAR® TOP CONTROL
3. HOOD - STAINLESS WALL-MOUNTED HOOD
4. RANGE - 30" INDUCTION RANGE

\*UNDER-CABINET LIGHTING INCLUDED



## GE APPLIANCES

SAUSSY BURBANK PROVIDES EACH HOME WITH GE APPLIANCES. THEY ARE TRUSTED HOUSEHOLD COMPANIONS, DESIGNED TO SIMPLIFY EVERYDAY TASKS WHILE ENHANCING YOUR HOME'S EFFICIENCY AND STYLE.

# POWDER ROOM



1. LIGHTING- 3 LIGHT VANITY
2. MIRROR- 22" ROUND MIRROR - GOLD
3. FAUCET-DELTA VELUM WIDESPREAD- CHAMPAGNE BRONZE
4. SINK-SACRAMENTO 8" PEDESTAL SINK

# LAUNDRY ROOM

1. LAUNDRY- BRUSHED STEEL FLUSH MOUNT
2. CABINETS- BARNETT PAINTED LINEN
3. CABINET HARDWARE - BRIOLETTE PULL - CHROME

1



2




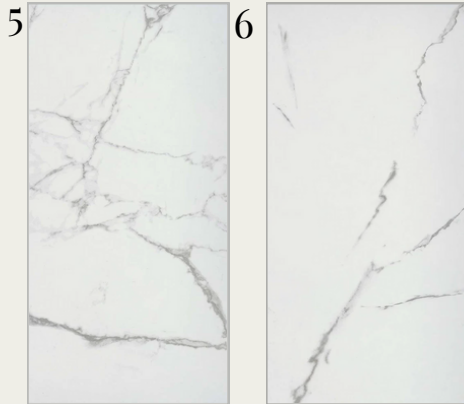
3



# OWNER'S BATHROOM




1. LIGHTING-2 LIGHT WALL VANITY
2. FAUCET- DELTA SAYLOR WIDESPREAD- CHROME
3. SINK-RECTANGULAR BASIN 20000-0 CAXTON (TWO SINKS)
4. COUNTERTOPS- MATTERHORN 2CM
5. BATHROOM FLOOR- SERENDRA MILA 12X24 MATTE
6. SHOWER SURROUND- SERENDRA MILA 12X24 POLISHED (STRAIGHT VERTICAL)
7. SHOWER FLOOR- SAVVY PENNIES 1" PEWTER
8. CABINETS-TIMBERLAKE BARNETT PAINTED BLACK
9. HARDWARE- MODERN BRUSHED GOLD BRIOLETTE PULL
10. SHOWER VALVE- DELTA VELUM - CHROME
11. SHOWER-3/8" GLASS FRAMELESS- OIL RUBBED BRONZE




# BATHROOM TWO



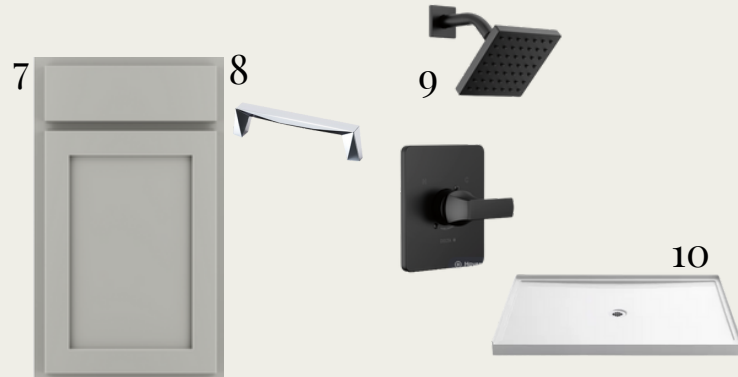
1. LIGHTING-2 LIGHT VANITY - MATTE BLACK
2. FAUCET- DELTA VELUM WIDESPREAD - MATTE BLACK
3. SINK-RECTANGULAR BASIN 20000-0 CAXTON
4. COUNTERTOPS- QUARTZ MIAMI VENA 2CM
5. BATHROOM FLOOR-VISCONDE MATTE SILVER 12X24
6. CABINETS-TIMBERLAKE BARNETT PAINTED STONE
7. HARDWARE- TRILLION PULL CHROME
8. TUB/SHOWER VALVE- DELTA VELUM - MATTE BLACK
9. TUB- STEEL TUB
10. TUB SURROUND-CATCH GLOSS GRAY 3X6 (1/3 OFFSET VERTICAL)



# BATHROOM THREE



1. LIGHTING-2 LIGHT VANITY - MATTE BLACK
2. FAUCET- DELTA VELUM WIDESPREAD - MATTE BLACK
3. SINK-RECTANGULAR BASIN 20000-0 CAXTON
4. COUNTERTOPS- QUARTZ MIAMI VENA 2CM
5. BATHROOM FLOOR-VISCONDE MATTE SILVER 12X24
6. SHOWER SURROUND-CATCH GLOSS GRAY 3X6 (1/3 OFFSET VERTICAL)
7. CABINETS-TIMBERLAKE BARNETT PAINTED STONE
8. HARDWARE- TRILLION PULL CHROME
9. TUB/SHOWER VALVE- DELTA VELUM - MATTE BLACK
10. VIKRELL PAN SHOWER FLOOR- WHITE



**THOMASENA  
WASHINGTON**

[twashington@saussyburbank.com](mailto:twashington@saussyburbank.com)

704-266-6143