

9059 MAYBRY PARK STREET
LOT 108



EXTERIOR SELECTIONS



1. SIDING- RETREAT (SW 6207)
2. TRIM - EAVE, WINDOW AND DOOR-
PURE WHITE (SW 7005)
3. TRIM - BOX BAY AND BAND-
COMFORT GREY (SW 6205)
4. EXTERIOR DOORS- IRON ORE (SW 7069)
5. BRICK- LA CAVA
6. CEDAR - DARK WALNUT (MW 2716)
7. ROOF- WEATHERED WOOD
8. GUTTERS- TERRATONE

*colors may vary on screen or printed versions

EXTERIOR HARDWARE & LIGHTING

1



2

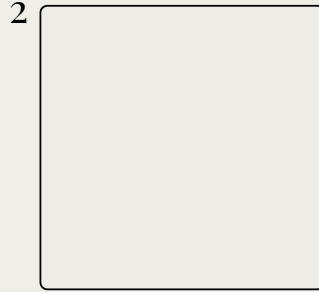



3



1. FRONT DOOR & INTERIOR DOOR HARDWARE- PLYMOUTH- MATTE BLACK
2. FRONT PORCH 1/GARAGE DOOR SERVICE- 1LT OUTDOOR WALL MOUNT
3. GARAGE DOORS- OUTDOOR WALL MOUNT

INTERIOR SELECTIONS



1. WALL/CLOSET/CEILING PAINT- GREEK VILLA (SW 7551)
2. TRIM/INTERIOR DOORS- PURE WHITE (SW 7005)
3. FLOORING- SPC 6" CANYON (LOCATED IN ALL LIVING AREAS)
4. CARPET - LUSTROUS TONES BARE ESSENCE (LOCATED IN STAIRS, BEDROOMS 2 & 3, CLOSETS, LOFTS)



INTERIOR LIGHTING

1. FOYER/ENTRY/DINING ROOM/ STAIRWAY-
ANTIQUE BRUSHED STEEL FLUSH MOUNT
2. FAMILY ROOM - 5 BLADE CEILING FAN

1



2



KITCHEN



1


2




3



4



5




6



7



8



9

1. FAUCET- DELTA CORANTO- CHROME
2. ISLAND DISPOSAL BUTTON- CHROME
3. SINK- MCALLISTER SINGLE BOWL STAINLESS STEEL
4. LIGHTING- 2 CHROME PENDANTS
5. COUNTERTOPS- MIAMI VENA 3CM (SAME AS KITCHEN ISLAND)
6. BACKSPLASH- 4" QUARTZ BACKSPLASH
7. CABINET HARDWARE- SATIN NICKEL RINGED ARCH PULL
8. PERIMETER CABINETS-BARNETT DOOR- PAINTED LINEN
9. ISLAND CABINETS-BARNETT DOOR- PAINTED LINEN

APPLIANCES

1



2



3



1. MICROWAVE- OVER THE RANGE MICROWAVE
2. DISHWASHER- GE® ENERGY STAR® TOP CONTROL
3. RANGE - 30" STAINLESS STEEL RANGE



GE APPLIANCES

SAUSSY BURBANK PROVIDES EACH HOME WITH GE APPLIANCES. THEY ARE TRUSTED HOUSEHOLD COMPANIONS, DESIGNED TO SIMPLIFY EVERYDAY TASKS WHILE ENHANCING YOUR HOME'S EFFICIENCY AND STYLE.

POWDER ROOM



1. LIGHTING- 2 LIGHT VANITY
2. FAUCET-DELTA TRINSIC SINGLE HANDLE - CHROME
3. SINK-SACRAMENTO 8" PEDESTAL SINK

LAUNDRY ROOM

1



1. LAUNDRY- BRUSHED STEEL FLUSH MOUNT
2. CABINETS- BARNETT PAINTED LINEN
3. CABINET HARDWARE - SATIN NICKEL CLASSIC KNOB

2




3




OWNER'S BATHROOM



1. LIGHTING-2 LIGHT WALL VANITY
2. FAUCET- DELTA TRINSIC SINGLE- CHROME
3. SINK-CAXTON OVAL (TWO SINKS)
4. COUNTERTOPS- EVEREST 2CM
5. BATHROOM FLOOR- SILHOUETTE FIGURE MATTE 12X24
6. SHOWER SURROUND- CATCH WHITE GLOSS 3X6 (VERTICAL STRAIGHT)
7. SHOWER FLOOR- SAVVY PENNIES 1" WHITE
8. CABINETS-TIMBERLAKE BARNETT MAPLE TRUFFLE
9. HARDWARE- SATIN NICKEL CLASSIC KNOB
10. SHOWER VALVE- DELTA TRINSIC - CHROME
11. SHOWER-3/8" GLASS FRAMELESS- OIL RUBBED BRONZE





BATHROOM TWO




1. LIGHTING-3 LIGHT VANITY - CHROME
2. FAUCET- DELTA TRINSIC SINGLE - CHROME
3. SINK-CAXTON OVAL
4. COUNTERTOPS- QUARTZ MIAMI VENA 2CM
5. BATHROOM FLOOR-VISCONDE MATTE SILVER 12X24
6. CABINETS-TIMBERLAKE BARNETT PAINTED LINEN
7. HARDWARE- SATIN NICKEL CLASSIC KNOB
8. TUB/SHOWER VALVE- DELTA TRINSIC - CHROME
9. TUB- STEEL TUB
10. TUB SURROUND-CATCH GLOSS WHITE 3X6 (1/3 OFFSET HORIZONTAL)

BATHROOM THREE



1. LIGHTING-3 LIGHT VANITY - CHROME
2. FAUCET- DELTA TRINSIC SINGLE - CHROME
3. SINK-CAXTON OVAL
4. COUNTERTOPS- QUARTZ MIAMI VENA 2CM
5. BATHROOM FLOOR-VISCONDE MATTE SILVER 12X24
6. SHOWER SURROUND- CATCH WHITE GLOSS 3X6 (VERTICAL STRAIGHT)
7. CABINETS-TIMBERLAKE BARNETT PAINTED LINEN
8. HARDWARE- SATIN NICKEL CLASSIC KNOB
9. TUB/SHOWER VALVE- DELTA TRINSIC - CHROME
10. VIKRELL PAN SHOWER FLOOR- WHITE



**THOMASENA
WASHINGTON**

twashington@saussyburbank.com

704-266-6143