

9063 MAYBRY PARK STREET
LOT 109



EXTERIOR SELECTIONS



1. SIDING- RETREAT (SW 6207)
2. TRIM - EAVE, WINDOW AND DOOR- PURE WHITE (SW 7005)
3. TRIM - BOX BAY AND BAND- COMFORT GREY (SW 6205)
4. EXTERIOR DOORS- IRON ORE (SW 7069)
5. BRICK- LA CAVA
6. CEDAR - DARK WALNUT (MW 2716)
7. ROOF- WEATHERED WOOD
8. GUTTERS- TERRATONE

*colors may vary on screen or printed versions

EXTERIOR HARDWARE & LIGHTING

1



1. FRONT DOOR & INTERIOR DOOR HARDWARE- PLYMOUTH- MATTE BLACK
2. FRONT PORCH 1/GARAGE DOOR SERVICE- 1LT OUTDOOR WALL MOUNT
3. GARAGE DOORS- SMALL OUTDOOR WALL MOUNT


2




3



INTERIOR SELECTIONS



1. WALL/CLOSET/CEILING PAINT- GREEK VILLA (SW 7551)
2. TRIM/INTERIOR DOORS- GREEK VILLA (SW 7551)
3. FLOORING- SPC 6" TUMBLEWEED (LOCATED IN ALL LIVING AREAS)
4. CARPET - LUSTROUS TONES ISLAND TAUPE (LOCATED IN STAIRS, BEDROOMS, CLOSETS, LOFTS, UPPER HALLWAYS)



INTERIOR LIGHTING

1. FOYER/ENTRY/DINING ROOM/ STAIRWAY-
ANTIQUE BRUSHED STEEL FLUSH MOUNT
2. FAMILY ROOM - 5 BLADE CEILING FAN -
SATIN NICKEL




1



2



KITCHEN



1. FAUCET- DELTA CORANTO- CHROME
2. ISLAND DISPOSAL BUTTON- CHROME
3. SINK- MCALLISTER SINGLE BOWL STAINLESS STEEL
4. LIGHTING- 2 CHROME PENDANTS
5. COUNTERTOPS- MATTERHORN 3CM (SAME AS KITCHEN ISLAND)
6. BACKSPLASH- 4" QUARTZ BACKSPLASH
7. CABINET HARDWARE- SATIN NICKEL CLASSIC PULL
8. PERIMETER CABINETS-BARNETT DOOR- PAINTED LINEN
9. ISLAND CABINETS-BARNETT DOOR- MAPLE ALMOND

APPLIANCES

1



2



3



1. MICROWAVE- OVER THE RANGE MICROWAVE
2. DISHWASHER- GE® ENERGY STAR® TOP CONTROL
3. RANGE - 30" STAINLESS STEEL RANGE



GE APPLIANCES

SAUSSY BURBANK PROVIDES EACH HOME WITH GE APPLIANCES. THEY ARE TRUSTED HOUSEHOLD COMPANIONS, DESIGNED TO SIMPLIFY EVERYDAY TASKS WHILE ENHANCING YOUR HOME'S EFFICIENCY AND STYLE.

POWDER ROOM



1. LIGHTING- 3 LIGHT VANITY
2. FAUCET-DELTA TRINSIC SINGLE HANDLE - CHROME
3. SINK-SACRAMENTO 8" PEDESTAL SINK



LAUNDRY ROOM

1



1. LAUNDRY- BRUSHED STEEL FLUSH MOUNT

2. CABINETS- BARNETT PAINTED LINEN

3. CABINET HARDWARE - SATIN NICKEL CLASSIC KNOB


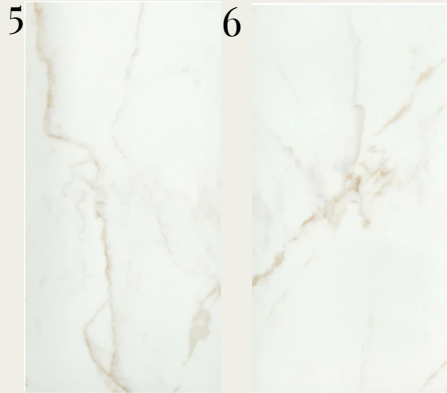
2



3



OWNER'S BATHROOM



1. LIGHTING-2 LIGHT WALL VANITY
2. FAUCET- DELTA TRINSIC SINGLE- CHROME
3. SINK-CAXTON OVAL (TWO SINKS)
4. COUNTERTOPS- MATTERHORN 2CM
5. BATHROOM FLOOR- VISCONDE MATTE ORO 12X24
6. SHOWER SURROUND- VISCONDE MATTE ORO 12X24 (VERTICAL STRAIGHT)
7. SHOWER FLOOR- SAVVY HEX 2" WHITE
8. CABINETS-TIMBERLAKE BARNETT PAINTED LINEN
9. HARDWARE- SATIN NICKEL CLASSIC KNOB
10. SHOWER VALVE- DELTA TRINSIC - CHROME
11. SHOWER-3/8" GLASS FRAMELESS- CHROME


BATHROOM TWO



1. LIGHTING-2 LIGHT VANITY - CHROME
2. FAUCET- DELTA TRINSIC SINGLE - CHROME
3. SINK-CAXTON OVAL
4. COUNTERTOPS- QUARTZ EVEREST 2CM
5. BATHROOM FLOOR-BROOK II WHITE 12X12
6. CABINETS-TIMBERLAKE BARNETT MAPLE ALMOND
7. HARDWARE- SATIN NICKEL CLASSIC KNOB
8. TUB/SHOWER VALVE- DELTA TRINSIC - CHROME
9. TUB- STEEL TUB
10. TUB SURROUND-CATCH GLOSS WHITE 3X6 (STRAIGHT VERTICAL)



BATHROOM THREE



1. LIGHTING-2 LIGHT VANITY - CHROME
2. FAUCET- DELTA TRINSIC SINGLE - CHROME
3. SINK-CAXTON OVAL
4. COUNTERTOPS- QUARTZ EVEREST 2CM
5. BATHROOM FLOOR-BROOK II WHITE 12X12
6. SHOWER SURROUND- CATCH GLOSS WHITE 3X6 (VERTICAL STRAIGHT)
7. CABINETS-TIMBERLAKE BARNETT MAPLE ALMOND
8. HARDWARE- SATIN NICKEL CLASSIC KNOB
9. SHOWER VALVE- DELTA TRINSIC - CHROME
10. VIKRELL PAN SHOWER FLOOR- WHITE



**THOMASENA
WASHINGTON**

twashington@saussyburbank.com

704-266-6143