

9067 MAYBRY PARK STREET
LOT 110



EXTERIOR SELECTIONS



1. SIDING- RETREAT (SW 6207)
2. TRIM - EAVE, WINDOW AND DOOR-
PURE WHITE (SW 7005)
3. TRIM - BOX BAY AND BAND-
COMFORT GREY (SW 6205)
4. EXTERIOR DOORS- IRON ORE (SW 7069)
5. BRICK- LA CAVA
6. CEDAR - DARK WALNUT (MW 2716)
7. ROOF- WEATHERED WOOD
8. GUTTERS- TERRATONE

*colors may vary on screen or printed versions

EXTERIOR HARDWARE & LIGHTING

1



1. FRONT DOOR & INTERIOR DOOR HARDWARE- PLYMOUTH- MATTE BLACK
2. FRONT PORCH 1/GARAGE DOORS- 2LT OUTDOOR WALL - MATTE BLACK
3. GARAGE DOOR SERVICE- 1LT OUTDOOR WALL - MATTE BLACK

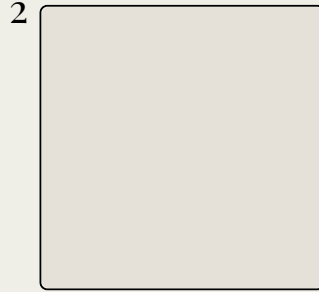

2



3



INTERIOR SELECTIONS



1. WALL/CLOSET/CEILING PAINT- HERON PLUME (SW 6070)
2. TRIM/INTERIOR DOORS- HERON PLUME (SW 6070)
3. FLOORING- SPC 6" BEDROCK (LOCATED IN ALL LIVING AREAS, UPPER HALL, OWNERS BEDROOM, BEDROOM 3, BEDROOM 2, CLOSETS)
4. CARPET - LUSTROUS TONES CUMULUS (LOCATED IN STAIRS, LOFTS)




INTERIOR LIGHTING

1. FOYER/ENTRY/DINING ROOM/ STAIRWAY-
ANTIQUE BRUSHED STEEL FLUSH MOUNT
2. FAMILY ROOM - 52" CEILING FAN - BLACK

1



2



KITCHEN



1

2



3




4



5

1. FAUCET- DELTA CORANTO- CHROME
2. ISLAND DISPOSAL BUTTON- CHROME
3. SINK- MCALLISTER SINGLE BOWL STAINLESS STEEL
4. LIGHTING- 2 LARGE PENDANTS
5. COUNTERTOPS- MIAMI VENA 3CM (SAME AS KITCHEN ISLAND)
6. BACKSPLASH- 4" QUARTZ BACKSPLASH
7. CABINET HARDWARE- SATIN NICKEL TWISTED CRESCENT PULL
8. PERIMETER CABINETS-BARNETT DOOR- PAINTED LINEN
9. ISLAND CABINETS-BARNETT DOOR- MAPLE SLATE

6



7



8



9



APPLIANCES

1



2



3



1. MICROWAVE- OVER THE RANGE MICROWAVE
2. DISHWASHER- GE® ENERGY STAR® TOP CONTROL
3. RANGE - 30" STAINLESS STEEL RANGE



GE APPLIANCES

SAUSSY BURBANK PROVIDES EACH HOME WITH GE APPLIANCES. THEY ARE TRUSTED HOUSEHOLD COMPANIONS, DESIGNED TO SIMPLIFY EVERYDAY TASKS WHILE ENHANCING YOUR HOME'S EFFICIENCY AND STYLE.

POWDER ROOM

1



2



3



4



1. LIGHTING- CHROME VANITY LIGHT
2. MIRROR- BEVELED OVAL MIRROR
3. FAUCET-DELTA TRINSIC SINGLE - CHROME
4. SINK-SACRAMENTO 8" PEDESTAL SINK



LAUNDRY ROOM

1



1. LAUNDRY- BRUSHED STEEL FLUSH
MOUNT

OWNER'S BATHROOM



1. LIGHTING-2 LIGHT WALL VANITY

2. FAUCET- DELTA TRINSIC SINGLE - CHROME

3. SINK- OVAL BASIN

4. COUNTERTOPS- MIAMI VENA 2CM

5. BATHROOM FLOOR- BROOK II GRAPHITE 13X13

6. SHOWER SURROUND- CATCH GLOSS WHITE 4X16 (STRAIGHT VERTICAL)

7. SHOWER FLOOR- SAVVY HEX 2" WHITE

8. CABINETS-TIMBERLAKE BARNETT PAINTED WHITE


9. HARDWARE- SATIN NICKEL TOGGLE KNOB

10. SHOWER VALVE- DELTA TRINSIC - CHROME

11. SHOWER-3/8" GLASS FRAMELESS- OIL RUBBED BRONZE




BATHROOM TWO



1. LIGHTING-3 LIGHT VANITY - CHROME
2. FAUCET- DELTA VELUM WIDESPREAD - MATTE BLACK
3. SINK-RECTANGULAR BASIN 20000-0 CAXTON
4. COUNTERTOPS- QUARTZ MIAMI VENA 2CM
5. BATHROOM FLOOR-BROOK II SILVER 13X13
6. CABINETS-TIMBERLAKE BARNETT PAINTED WHITE
7. HARDWARE- SATIN NICKEL TOGGLE KNOB
8. TUB/SHOWER VALVE- DELTA TRINSIC - CHROME
9. TUB- STEEL TUB
10. TUB SURROUND-CATCH GLOSS GRAY 3X6 (1/3 OFFSET HORIZONTAL)



BATHROOM THREE



1. LIGHTING-3 LIGHT VANITY - CHROME
2. FAUCET- DELTA VELUM WIDESPREAD - MATTE BLACK
3. SINK-RECTANGULAR BASIN 20000-0 CAXTON
4. COUNTERTOPS- QUARTZ MIAMI VENA 2CM
5. BATHROOM FLOOR-BROOK II SILVER 13X13
6. SHOWER SURROUND-CATCH GLOSS GRAY 3X6 (1/3 OFFSET HORIZONTAL)
7. CABINETS-TIMBERLAKE BARNETT PAINTED WHITE
8. HARDWARE- SATIN NICKEL TOGGLE KNOB
9. SHOWER VALVE- DELTA TRINSIC - CHROME
10. VIKRELL PAN SHOWER FLOOR- WHITE



**THOMASENA
WASHINGTON**

twashington@saussyburbank.com

704-266-6143