

9071 MAYBRY PARK STREET  
LOT 111



# EXTERIOR SELECTIONS



1. SIDING- RETREAT (SW 6207)
2. TRIM - EAVE, WINDOW AND DOOR-  
PURE WHITE (SW 7005)
3. TRIM - BOX BAY AND BAND-  
COMFORT GREY (SW 6205)
4. EXTERIOR DOORS- IRON ORE (SW 7069)
5. BRICK- LA CAVA
6. CEDAR - DARK WALNUT (MW 2716)
7. ROOF- WEATHERED WOOD
8. GUTTERS- TERRATONE

\*colors may vary on screen or printed versions

# EXTERIOR HARDWARE & LIGHTING

1



1. FRONT DOOR & INTERIOR DOOR HARDWARE- PLYMOUTH- MATTE BLACK
2. FRONT PORCH 1/GARAGE DOORS- ILT OUTDOOR WALL MOUNT
3. GARAGE SERVICE- OUTDOOR WALL MOUNT



2



3



# INTERIOR SELECTIONS



1. WALL/CLOSET/CEILING PAINT- WESTHIGHLAND WHITE (SW 7566)
2. TRIM/INTERIOR DOORS- WESTHIGHLAND WHITE (SW 7566)
3. FLOORING- SPC 9" HATTERAS (LOCATED IN ALL LIVING AREAS, BEDROOM 3 & CLOSET)
4. CARPET - LUSTROUS TONES BARE ESSENCE (LOCATED IN STAIRS, OWNER'S BEDROOM, BEDROOM 2, CLOSETS, LOFTS)



# INTERIOR LIGHTING

1. FOYER/ENTRY/DINING ROOM/ STAIRWAY-  
ANTIQUÉ BRUSHED BRASS FLUSH MOUNT
2. BEDROOM 2 & 3- ANTIQUÉ FLUSHED  
MOUNT BRUSHED STEEL
3. FAMILY ROOM - WHITE CEILING FAN


1




2



3



# KITCHEN



1. FAUCET- DELTA CORANTO- CHAMPAGNE BRONZE
2. ISLAND DISPOSAL BUTTON- CHAMPAGNE BRONZE
3. SINK- MCALLISTER SINGLE BOWL STAINLESS STEEL
4. LIGHTING- 2 LARGE PENDANTS
5. COUNTERTOPS- KILIMANJARO 3CM (SAME AS KITCHEN ISLAND)
6. BACKSPLASH- CATCH GLOSS WHITE 4X16 (1/3 OFFSET HORIZONTAL TO CEILING)
7. CABINET HARDWARE- MODERN BRUSHED GOLD RADIANT PULL
8. PERIMETER CABINETS-BARNETT DOOR- PAINTED LINEN
9. ISLAND CABINETS-BARNETT DOOR- PAINTED SAGE

# APPLIANCES

1



2



3



4



1. MICROWAVE- TRIM KIT & CABINET MICROWAVE
2. DISHWASHER- GE® ENERGY STAR® TOP CONTROL
3. HOOD - STAINLESS WALL-MOUNTED HOOD
4. RANGE - 30" INDUCTION RANGE

\*UNDER-CABINET LIGHTING INCLUDED



## GE APPLIANCES

SAUSSY BURBANK PROVIDES EACH HOME WITH GE APPLIANCES. THEY ARE TRUSTED HOUSEHOLD COMPANIONS, DESIGNED TO SIMPLIFY EVERYDAY TASKS WHILE ENHANCING YOUR HOME'S EFFICIENCY AND STYLE.

# POWDER ROOM



1. LIGHTING- 2 LIGHT VANITY
2. MIRROR- 20X32 GOLD ARCH MIRROR
3. FAUCET-DELTA TRINSIC SINGLE HANDLE - CHROME
4. SINK-SACRAMENTO 8" PEDESTAL SINK

# LAUNDRY ROOM

1



1. LAUNDRY- BRUSHED BRASS FLUSH MOUNT

2. CABINETS- BARNETT PAINTED LINEN

3. CABINET HARDWARE - SATIN NICKEL CLASSIC KNOB

2




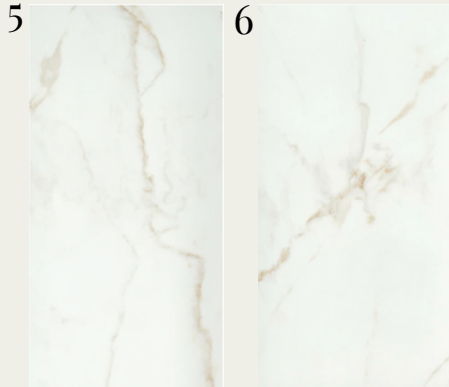
3



# OWNER'S BATHROOM





1. LIGHTING-3 LIGHT WALL VANITY
2. FAUCET- DELTA SAYLOR WIDESPREAD- CHAMPAGNE BRONZE
3. SINK-CAXTON RECTANGULAR (TWO SINKS)
4. COUNTERTOPS- MATTERHORN 2CM
5. BATHROOM FLOOR- VISCONDE MATTE ORO 12X24
6. SHOWER SURROUND- VISCONDE MATTE ORO 12X24 (STRAIGHT VERTICAL)
7. SHOWER FLOOR- SAVVY PENNIES 1" OAT
8. CABINETS-TIMBERLAKE BARNETT MAPLE ALMOND
9. HARDWARE- MODERN BRUSHED GOLD CLASSIC KNOB
10. SHOWER VALVE- DELTA SAYLOR - CHAMPAGNE BRONZE
11. SHOWER-3/8" GLASS FRAMELESS- OIL RUBBED BRONZE



# BATHROOM TWO



1. LIGHTING-3 LIGHT VANITY - CHROME
2. FAUCET- DELTA SAYLOR WIDESPREAD- CHROME
3. SINK-CAXTON RECTANGULAR BASIN
4. COUNTERTOPS- QUARTZ MIAMI VENA 2CM
5. BATHROOM FLOOR-SOLARA CABRIO 12X24
6. CABINETS-TIMBERLAKE BARNETT PAINTED HARBOR
7. HARDWARE- SATIN NICKEL CLASSIC KNOB
8. TUB/SHOWER VALVE- DELTA SAYLOR - CHROME
9. TUB- STEEL TUB
10. TUB SURROUND-SOLARA CABRIO (VERTICAL STRAIGHT)



# BATHROOM THREE



1. LIGHTING-3 LIGHT VANITY - CHROME
2. FAUCET- DELTA SAYLOR WIDESPREAD- CHROME
3. SINK-CAXTON RECTANGULAR BASIN
4. COUNTERTOPS- QUARTZ MIAMI VENA 2CM
5. BATHROOM FLOOR-SOLARA CABRIO 12X24
6. SHOWER WALLS - SOLARA CABRIO 12X24 (VERTICAL)
7. CABINETS-TIMBERLAKE BARNETT PAINTED HARBOR
8. HARDWARE- SATIN NICKEL CLASSIC KNOB
9. SHOWER VALVE- DELTA SAYLOR - CHROME
10. VIKRELL PAN SHOWER FLOOR- WHITE

**THOMASENA  
WASHINGTON**

[twashington@saussyburbank.com](mailto:twashington@saussyburbank.com)

704-266-6143