

9075 MAYBRY PARK STREET  
LOT 112



# EXTERIOR SELECTIONS



1. SIDING- RETREAT (SW 6207)
2. TRIM - EAVE, WINDOW AND DOOR-  
PURE WHITE (SW 7005)
3. TRIM - BOX BAY AND BAND-  
COMFORT GREY (SW 6205)
4. EXTERIOR DOORS- IRON ORE (SW 7069)
5. BRICK- LA CAVA
6. CEDAR - DARK WALNUT (MW 2716)
7. ROOF- WEATHERED WOOD
8. GUTTERS- TERRATONE

\*colors may vary on screen or printed versions

# EXTERIOR HARDWARE & LIGHTING

1



2

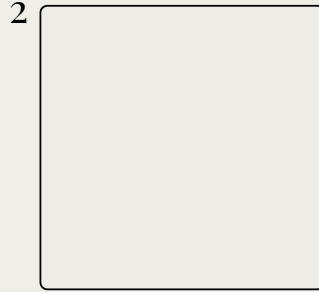



3



1. FRONT DOOR & INTERIOR DOOR HARDWARE- PLYMOUTH- MATTE BLACK
2. FRONT PORCH 1/GARAGE DOOR SERVICE- 1LT OUTDOOR WALL MOUNT
3. GARAGE DOORS- OUTDOOR WALL MOUNT

# INTERIOR SELECTIONS



1. WALL/CLOSET/CEILING PAINT- GREEK VILLA (SW 7551)
2. TRIM/INTERIOR DOORS- PURE WHITE (SW 7005)
3. FLOORING- SPC 6" CANYON (LOCATED IN ALL LIVING AREAS)
4. CARPET - LUSTROUS TONES BARE ESSENCE (LOCATED IN STAIRS, BEDROOMS, CLOSETS, LOFTS, UPPER HALLWAYS)



# INTERIOR LIGHTING

1. FOYER/ENTRY/DINING ROOM/ STAIRWAY-  
ANTIQUE BRUSHED STEEL FLUSH MOUNT
2. FAMILY ROOM - 5 BLADE CEILING FAN

1



2



# KITCHEN



1

2




3



4



5



6



7



8



9

1. FAUCET- DELTA CORANTO- CHROME
2. ISLAND DISPOSAL BUTTON- CHROME
3. SINK- MCALLISTER SINGLE BOWL STAINLESS STEEL
4. LIGHTING- 2 CHROME PENDANTS
5. COUNTERTOPS- MIAMI VENA 3CM (SAME AS KITCHEN ISLAND)
6. BACKSPLASH- 4" QUARTZ BACKSPLASH
7. CABINET HARDWARE- SATIN NICKEL RINGED ARCH PULL
8. PERIMETER CABINETS-BARNETT DOOR- PAINTED LINEN
9. ISLAND CABINETS-BARNETT DOOR- PAINTED LINEN

# APPLIANCES

1



2



3



1. MICROWAVE- OVER THE RANGE MICROWAVE
2. DISHWASHER- GE® ENERGY STAR® TOP CONTROL
3. RANGE - 30" STAINLESS STEEL RANGE



## GE APPLIANCES

SAUSSY BURBANK PROVIDES EACH HOME WITH GE APPLIANCES. THEY ARE TRUSTED HOUSEHOLD COMPANIONS, DESIGNED TO SIMPLIFY EVERYDAY TASKS WHILE ENHANCING YOUR HOME'S EFFICIENCY AND STYLE.

# POWDER ROOM



1. LIGHTING- 2 LIGHT VANITY
2. FAUCET-DELTA TRINSIC SINGLE HANDLE - CHROME
3. SINK-SACRAMENTO 8" PEDESTAL SINK

# LAUNDRY ROOM

1



1. LAUNDRY- BRUSHED STEEL FLUSH MOUNT

2. CABINETS- BARNETT PAINTED LINEN

3. CABINET HARDWARE - SATIN NICKEL CLASSIC KNOB

2




3



# OWNER'S BATHROOM




1. LIGHTING-2 LIGHT WALL VANITY
2. FAUCET- DELTA TRINSIC SINGLE- CHROME
3. SINK-CAXTON OVAL (TWO SINKS)
4. COUNTERTOPS- EVEREST 2CM
5. BATHROOM FLOOR- SILHOUETTE FIGURE MATTE 12X24
6. SHOWER SURROUND- CATCH WHITE GLOSS 3X6 (VERTICAL STRAIGHT)
7. SHOWER FLOOR- SAVVY PENNIES 1" WHITE
8. CABINETS-TIMBERLAKE BARNETT MAPLE TRUFFLE
9. HARDWARE- SATIN NICKEL CLASSIC KNOB
10. SHOWER VALVE- DELTA TRINSIC - CHROME
11. SHOWER-3/8" GLASS FRAMELESS- OIL RUBBED BRONZE





# BATHROOM TWO



1. LIGHTING-3 LIGHT VANITY - CHROME
2. FAUCET- DELTA TRINSIC SINGLE - CHROME
3. SINK-CAXTON OVAL
4. COUNTERTOPS- QUARTZ MIAMI VENA 2CM
5. BATHROOM FLOOR-VISCONDE MATTE SILVER 12X24
6. CABINETS-TIMBERLAKE BARNETT PAINTED LINEN
7. HARDWARE- SATIN NICKEL CLASSIC KNOB
8. TUB/SHOWER VALVE- DELTA TRINSIC - CHROME
9. TUB- STEEL TUB
10. TUB SURROUND-CATCH GLOSS WHITE 3X6 (1/3 OFFSET HORIZONTAL)



# BATHROOM THREE



1. LIGHTING-3 LIGHT VANITY - CHROME
2. FAUCET- DELTA TRINSIC SINGLE - CHROME
3. SINK-CAXTON OVAL
4. COUNTERTOPS- QUARTZ MIAMI VENA 2CM
5. BATHROOM FLOOR-VISCONDE MATTE SILVER 12X24
6. SHOWER SURROUND- CATCH WHITE GLOSS 3X6 (VERTICAL STRAIGHT)
7. CABINETS-TIMBERLAKE BARNETT PAINTED LINEN
8. HARDWARE- SATIN NICKEL CLASSIC KNOB
9. SHOWER VALVE- DELTA TRINSIC - CHROME
10. VIKRELL PAN SHOWER FLOOR- WHITE



**THOMASENA  
WASHINGTON**

[twashington@saussyburbank.com](mailto:twashington@saussyburbank.com)

704-266-6143