


9109 MAYBRY PARK STREET
LOT 115



 SAUSSY BURBANK

DAWSON 2217-S |
TRANSITIONAL

EXTERIOR SELECTIONS



1. SIDING- CADET (SW 9143)
2. TRIM - EAVE, WINDOW AND DOOR- SHOJI WHITE (SW 7042)
3. EXTERIOR DOORS- IN THE NAVY (SW 9178)
4. BRICK- CORDOBA QUEEN
5. ROOF- WEATHERED WOOD

*colors may vary on screen or printed versions

EXTERIOR HARDWARE & LIGHTING

1



1. FRONT DOOR & INTERIOR DOOR HARDWARE- PLYMOUTH- MATTE BLACK
2. FRONT PORCH 1/GARAGE DOOR- ILT OUTDOOR WALL MOUNT
3. GARAGE SERVICE DOOR- SMALL OUTDOOR WALL MOUNT

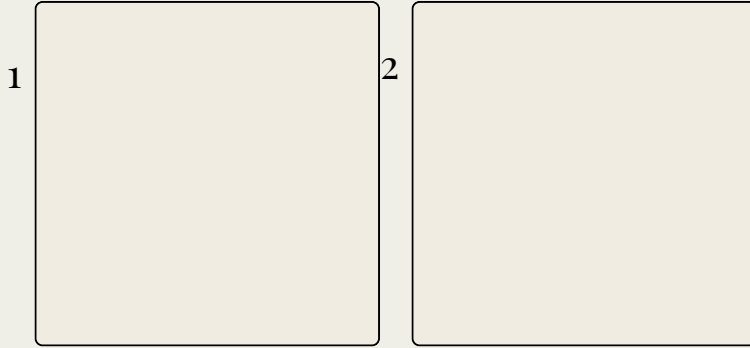
2




3



INTERIOR SELECTIONS



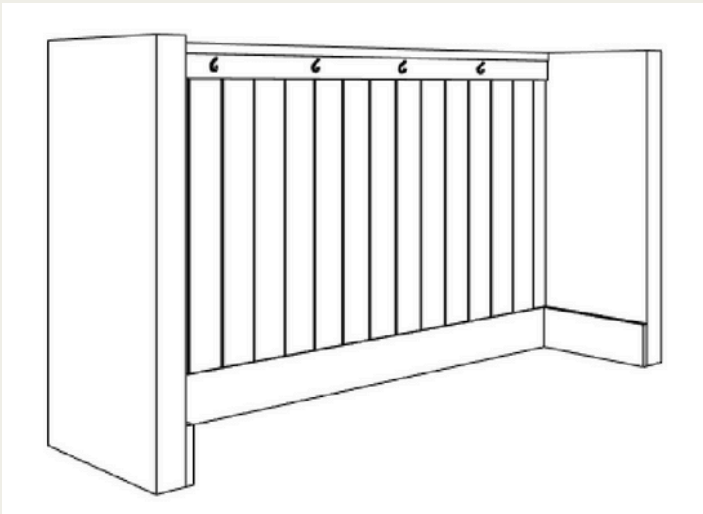
1. WALL/CLOSET/CEILING PAINT- GREEK VILLA (SW 7551)
2. TRIM/INTERIOR DOORS- GREEK VILLA (SW 7551)
3. FLOORING- SPC 6" TUMBLEWEED (LOCATED IN ALL LIVING AREAS, OWNERS BDRM & CLOSET, UPPER HALL, LAUNDRY)
4. CARPET - LUSTROUS TONES ISLAND TAUPE (LOCATED IN SECONDARY BEDROOMS & CLOSETS)



FIREPLACE AND DROP ZONE

1. DROP ZONE LEVEL 1 WITH HOOKS AND V GROOVE VERTICAL BACKING
2. LEVEL 3 FIREPLACE WITH SHIPLAP

1



2



INTERIOR LIGHTING

1. DINING ROOM/ STAIRWAY/ LAUNDRY -
ANTIQUE BRUSHED STEEL FLUSH MOUNT
2. FAMILY ROOM - 5 BLADE CEILING FAN -
SATIN NICKEL

1



2



KITCHEN



1. FAUCET- DELTA CORANTO- CHROME
2. ISLAND DISPOSAL BUTTON- CHROME
3. SINK- MCALLISTER SINGLE BOWL STAINLESS STEEL
4. LIGHTING- 2 CHROME PENDANTS
5. COUNTERTOPS- MATTERHORN 3CM (SAME AS KITCHEN ISLAND)
6. BACKSPLASH- 4" QUARTZ BACKSPLASH
7. CABINET HARDWARE- SATIN NICKEL CLASSIC PULL
8. PERIMETER CABINETS-BARNETT DOOR- PAINTED LINEN
9. ISLAND CABINETS-BARNETT DOOR- MAPLE ALMOND



APPLIANCES

1



2



3



1. MICROWAVE- OVER THE RANGE MICROWAVE
2. DISHWASHER- GE® ENERGY STAR® TOP CONTROL
3. RANGE - 30" STAINLESS STEEL RANGE




GE APPLIANCES

SAUSSY BURBANK PROVIDES EACH HOME WITH GE APPLIANCES. THEY ARE TRUSTED HOUSEHOLD COMPANIONS, DESIGNED TO SIMPLIFY EVERYDAY TASKS WHILE ENHANCING YOUR HOME'S EFFICIENCY AND STYLE.

POWDER ROOM



1. LIGHTING- 3 LIGHT VANITY
2. FAUCET-DELTA TRINSIC SINGLE HANDLE CHROME
3. SINK-SACRAMENTO 8" PEDESTAL SINK
4. OVAL BEVELED MIRROR



LAUNDRY ROOM

1. LAUNDRY- BRUSHED STEEL FLUSH MOUNT
2. CABINETS- BARNETT PAINTED LINEN
3. CABINET HARDWARE - CHROME CLASSIC KNOB

1



3



2



OWNER'S BATHROOM



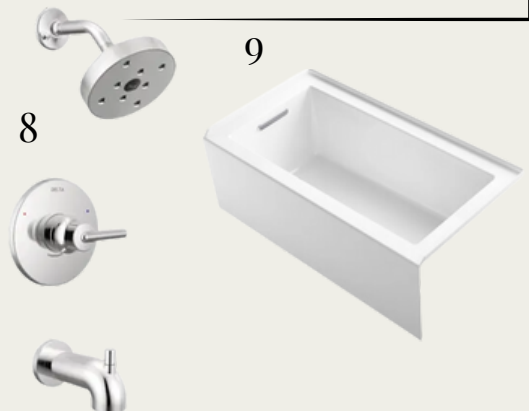
1. LIGHTING-3 LIGHT WALL VANITY
2. FAUCET- DELTA TRINSIC SINGLE- CHROME
3. SINK-CAXTON OVAL (TWO SINKS)
4. COUNTERTOPS- MATTERHORN 2CM
5. BATHROOM FLOOR- BROOK II WHITE 13X13
6. SHOWER SURROUND- BROOK II WHITE 13X13
7. SHOWER FLOOR- SAVVY HEX 2" WHITE
8. CABINETS-TIMBERLAKE BARNETT ALMOND
9. HARDWARE- SATIN NICKEL CLASSIC KNOB
10. SHOWER VALVE- DELTA TRINSIC - CHROME
11. SHOWER-3/8" GLASS FRAMELESS- CHROME



BATHROOM TWO



1. LIGHTING-2 LIGHT VANITY - CHROME
2. FAUCET- DELTA TRINSIC SINGLE - CHROME
3. SINK-CAXTON OVAL
4. COUNTERTOPS- QUARTZ MIAMI WHITE 2CM
5. BATHROOM FLOOR-TOLEDO BEIGE 17X17
6. CABINETS-TIMBERLAKE BARNETT MAPLE ALMOND
7. HARDWARE- SATIN NICKEL CLASSIC KNOB
8. TUB/SHOWER VALVE- DELTA TRINSIC - CHROME
9. TUB- STEEL TUB
10. TUB SURROUND-TOLEDO BEIGE 17X17



**THOMASENA
WASHINGTON**

twashington@saussyburbank.com

704-266-6143