

9113 MAYBRY PARK STREET
LOT 116



 SAUSSY BURBANK

BECKETT 2275E|
TRADITIONAL LUXE

EXTERIOR SELECTIONS



1. SIDING- IVORY LACE (SW 7013)
2. TRIM - EAVE, WINDOW AND DOOR- ALPACA (SW 7022)
3. EXTERIOR DOORS- NAVAL (SW 6244)
4. BRICK- CORDOBA QUEEN
5. ROOF- WEATHERED WOOD

*colors may vary on screen or printed versions

EXTERIOR HARDWARE & LIGHTING

1. FRONT DOOR & INTERIOR DOOR HARDWARE- PLYMOUTH- MATTE BLACK
2. FRONT PORCH 1/GARAGE DOORS- 1 LT OUTDOOR WALL MOUNT
3. GARAGE SERVICE- SMALL OUTDOOR WALL MOUNT

1




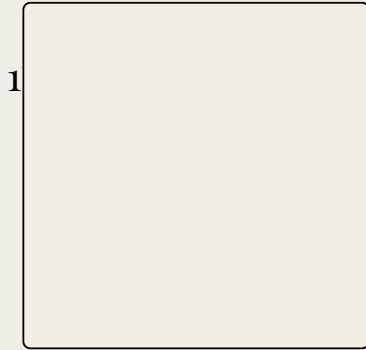
2



3



INTERIOR SELECTIONS



1. WALL/CLOSET/CEILING PAINT- WESTHIGHLAND WHITE (SW 7566)
2. TRIM/INTERIOR DOORS- WESTHIGHLAND WHITE (SW 7566)
3. FLOORING- SPC 9" HATTERAS (LOCATED IN ALL LIVING AREAS, LAUNDRY ROOM, OWNERS BDRM & CLOSET, UPPER HALL)
4. CARPET - LUSTROUS TONES BARE ESSENCE (LOCATED IN BEDROOM 2 & 3, CLOSETS, LOFTS)




DROP ZONE AND FIREPLACE

1

2



1. DROP ZONE LEVEL 2 WITH STAINED SEAT AND UPPER SHELF WITH BRACKETS
2. FIREPLACE LEVEL 2 WITH JUDGES PANELING



INTERIOR LIGHTING

1. LAUNDRY/ STAIRWAY/OWNERS BDRM-
ANTIQUE BRUSHED BRASS FLUSH MOUNT
2. BEDROOM 2 & 3- ANTIQUE FLUSHED
MOUNT BRUSHED STEEL
3. FAMILY ROOM - WHITE CEILING FAN


1



2



3



KITCHEN



1. FAUCET- DELTA CORANTO- CHAMPAGNE BRONZE
2. ISLAND DISPOSAL BUTTON- CHAMPAGNE BRONZE
3. SINK- MCALLISTER SINGLE BOWL STAINLESS STEEL
4. LIGHTING- 2 LANTERN PENDANTS
5. COUNTERTOPS- KILIMANJARO 3CM (SAME AS KITCHEN ISLAND)
6. BACKSPLASH- CATCH GLOSS WHITE 3X6 (1/3 OFFSET HORIZONTAL TO CEILING)
7. CABINET HARDWARE- MODERN BRUSHED GOLD RADIANT PULL
8. PERIMETER CABINETS-BARNETT DOOR- PAINTED LINEN
9. ISLAND CABINETS-BARNETT DOOR- PAINTED SAGE

8

9



APPLIANCES

1



2



3



4



1. MICROWAVE- TRIM KIT & CABINET MICROWAVE
2. DISHWASHER- GE® ENERGY STAR® TOP CONTROL
3. HOOD - STAINLESS WALL-MOUNTED HOOD
4. RANGE - 30" INDUCTION RANGE

*UNDER-CABINET LIGHTING INCLUDED



GE APPLIANCES

SAUSSY BURBANK PROVIDES EACH HOME WITH GE APPLIANCES. THEY ARE TRUSTED HOUSEHOLD COMPANIONS, DESIGNED TO SIMPLIFY EVERYDAY TASKS WHILE ENHANCING YOUR HOME'S EFFICIENCY AND STYLE.

POWDER ROOM

1



2



1. LIGHTING- 2 LIGHT VANITY
2. MIRROR- 20X32 KOHLER ARCH MIRROR
3. FAUCET-DELTA SAYLOR WIDESPREAD CHAMPAGNE BRONZE
4. SINK-SACRAMENTO 8" PEDESTAL SINK

3



4



LAUNDRY ROOM

1. LAUNDRY- BRUSHED BRASS FLUSH MOUNT
2. CABINETS- BARNETT PAINTED LINEN
3. CABINET HARDWARE - CHROME CLASSIC KNOB

1



3

2



OWNER'S BATHROOM



1. LIGHTING-3 LIGHT WALL VANITY
2. FAUCET- DELTA SAYLOR WIDESPREAD- CHAMPAGNE BRONZE
3. SINK-CAXTON RECTANGULAR (TWO SINKS)
4. COUNTERTOPS- MATTERHORN 2CM
5. BATHROOM FLOOR- VISCONDE MATTE ORO 12X24
6. SHOWER SURROUND- VISCONDE MATTE ORO 12X24 TILE TO CEILING
7. SHOWER FLOOR- SAVVY PENNIES 1" OAT
8. CABINETS-TIMBERLAKE BARNETT MAPLE ALMOND
9. HARDWARE- MODERN BRUSHED GOLD CLASSIC KNOB
10. SHOWER VALVE- DELTA SAYLOR - CHAMPAGNE BRONZE
11. SHOWER-3/8" GLASS FRAMELESS- OIL RUBBED BRONZE



BATHROOM TWO



1. LIGHTING-3 LIGHT VANITY - NICKEL
2. FAUCET- DELTA SAYLOR WIDESPREAD- CHROME
3. SINK-CAXTON RECTANGULAR BASIN
4. COUNTERTOPS- QUARTZ MIAMI VENA 2CM
5. BATHROOM FLOOR-VISCONDE SILVER 12X24
6. CABINETS-TIMBERLAKE BARNETT PAINTED LINEN
7. HARDWARE- SATIN NICKEL STAMPED KNOB
8. TUB/SHOWER VALVE- DELTA SAYLOR - CHROME
9. TUB- STEEL TUB
10. TUB SURROUND-VISCONDE SILVER 12X24



**THOMASENA
WASHINGTON**

twashington@saussyburbank.com

704-266-6143