

LOT 5
1067 MILFORD WAY

 SAUSSY BURBANK

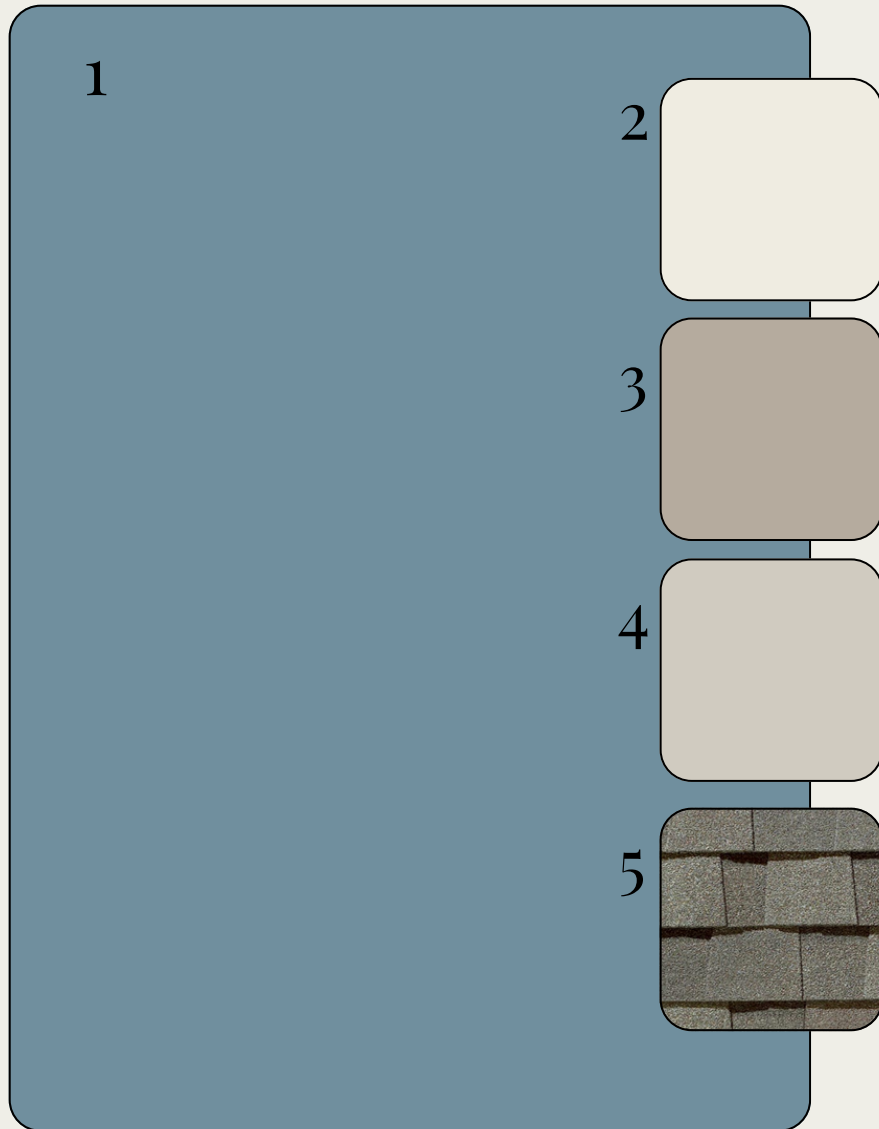


*OPTIONAL UPGRADES MAY BE SHOWN ON ARTIST'S RENDERING. SEE AGENT FOR DETAILS

SWINTON-N

EXTERIOR SELECTIONS

1. SIDING - SECRET COVE (SW9058)
2. TRIM & SHUTTERS- GREEK VILLA (SW7551)
3. FRONT DOOR- PERFECT GREIGE (SW6073)
4. FOUNDATION - AGREEABLE GREY (SW7029)
5. ROOF- WEATHERED WOOD



*colors may vary on screen or printed versions

EXTERIOR HARDWARE & LIGHTING

1



2



3



1. FRONT DOOR HARDWARE - SUTTON - BLACK
2. INTERIOR DOOR HARDWARE - STRATUS KNOB - BLACK
3. REAR DOOR KEYLESS - TOUCH CENTURY - BLACK
4. FRONT DOOR - VADO 1-LIGHT OUTDOOR PENDANT - BLACK
5. REAR PORCH & GARAGE ENTRY - VADO MEDIUM WALL LANTERN - BLACK
6. GARAGE DOORS - BARN LIGHT LARGE - BLACK

4



5




6



INTERIOR SELECTIONS

1



2



3



4



1. WALL & TRIM PAINT- PURE WHITE (SW7005)
2. FLOORING - ENGINEERED HARDWOOD -MOHAWK - CASPIAN SHORES - SAWGRASS OAK (1ST FLOOR LIVING AREAS, PRIMARY BED, LOFT)
3. CARPET -MOHAWK - LUSTROUS TONES - WARM ALMOND (BED 2, 3 & 4)
4. LAUNDRY FLOOR TILE - JUTE 12X24 - IVORY

INTERIOR LIGHTING

1. FAMILY ROOM - AVILA 54" LED CEILING FAN - SATIN BRASS/WHITE
2. FOYER - MORRISON SMALL 3-LIGHT LANTERN - SATIN BRASS/CLEAR GLASS
3. DINING ROOM - DIANNA 5-LIGHT WIDE LANTERN - SATIN BRASS
4. CLOSETS, SECONDARY BEDS, LAUNDRY - ROUND CEILING MOUNT - WHITE
5. STAIRWELL LANDING - MANOR SMALL SCONCES - SATIN BRASS
6. PRIMARY BEDROOM & LOFT - AVILA 54" / 44" LED FAN - WHITE

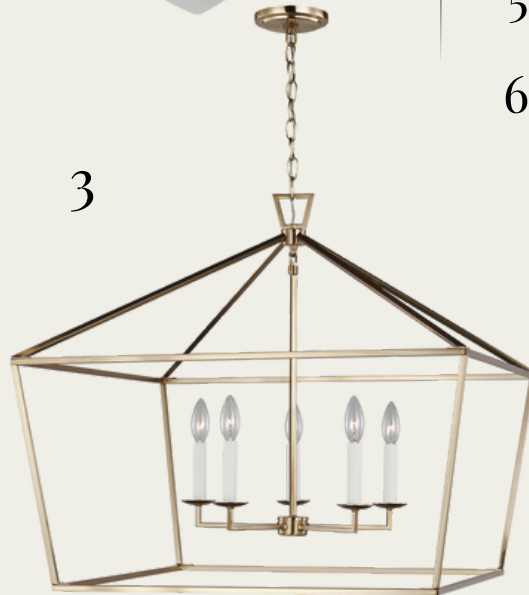
1



2



3



4



5



6



KITCHEN



1



2




3



4



5



1. FAUCET - DELTA MONROVIA - CHAMPAGNE BRONZE
2. KOHLER FARM SINK - WHITE CAST IRON
3. PENDANT LIGHTS - KATIE GLOBE PENDANTS - ANTIQUE BRASS/CLEAR GLASS (X2)
4. COUNTERTOPS- QUARTZ - CARRARA BREVE
5. BACKSPLASH - ESTASI PEAK 3X12 - WHITE GLOSSY (EXTENDED TO CEILING AT HOOD)
6. CABINET HARDWARE - BRIOLETTE PULL
7. CABINETS - TIMBERLAKE BARNETT - PAINTED LINEN

7



6



APPLIANCES

1



2



3



4



1. HOOD - GE - JVV5361SJSS - STAINLESS STEEL
2. GAS COOKTOP - GE PROFILE - JGP5036SLSS - STAINLESS STEEL
3. WALL OVEN - GE - JT3800SHSS - STAINLESS STEEL
4. DISHWASHER - GE - GDT635HSRSS - STAINLESS STEEL

PRIMARY BATHROOM



1



3



2

4



6

5




8



9



7



1. FAUCET- DELTA TRINSIC -CHAMPAGNE BRONZE - WIDESPREAD (X2)
2. SINK-RECTANGULAR BASIN (X2)
3. BATHROOM LIGHTING - EMILE 2-LIGHT (X2) - SATN BRASS
4. CABINETS-TIMBERLAKE BARNETT - PAINTED NAVY
5. COUNTERTOPS- QUARTZ - CARRARA BREVE
6. HARDWARE - BRIOLETTE PULL
7. BATHROOM FLOOR - NOBLEZA 12X24 - LUGO MATTE
8. SHOWER WALLS - NOBLEZA 12X24 - LUGO POLISHED
9. SHOWER FLOOR - IMPACT HERRINGBONE - WHITE
10. SHOWER FIXTURE - DELTA TRINSIC
11. SHOWER ENCLOSURE - FRAMELESS



10



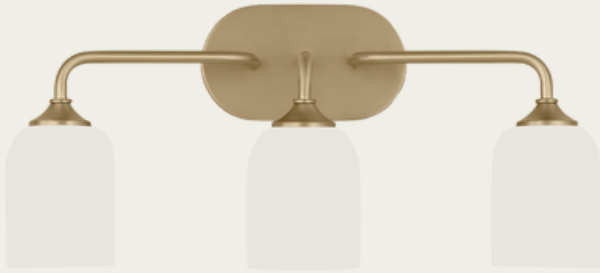
11



BATHROOM TWO



1



3



2



4



5



7



8



9

- 1. FAUCET- DELTA TRINSIC - CENTERSET
- 2. SINK - RECTANGULAR BASIN
- 3. BATHROOM LIGHTING - EMILE 3-LIGHT - SATIN BRASS
- 4. CABINETS - TIMBERLAKE BARNETT - PAINTED LINEN
- 5. COUNTERTOPS- QUARTZ - BLANCO MAPLEI
- 6. HARDWARE - BRIOLETTE PULL
- 7. BATHROOM FLOOR - NOBLEZA 12X24 - LUGO MATTE
- 8. TUB/SHOWER FIXTURE - DELTA TRINSIC
- 9. TUB- VIKRELL TUB

BATHROOM THREE




1



3



2



4



5



6



7

1. FAUCET- DELTA TRINSIC - CENTERSET
2. SINK - RECTANGULAR BASIN
3. BATHROOM LIGHTING - EMILE 2-LIGHT - SATIN BRASS
4. CABINETS - TIMBERLAKE BARNETT - PAINTED LINEN
5. COUNTERTOPS- QUARTZ - BLANCO MAPLEI
6. HARDWARE - BRIOLETTE PULL
7. BATHROOM FLOOR - NOBLEZA 12X24 - LUGO MATTE
8. TUB/SHOWER FIXTURE - DELTA TRINSIC
9. TUB- VIKRELL TUB



8



9

POWDER ROOM

1



2




3



1. FAUCET- DELTA TRINSIC - CENTERSET
2. BATHROOM LIGHTING - EMILE MEDIUM
VANITY LIGHT - SATIN BRASS
3. PEDESTAL SINK - SACRAMENTO -
WHITE

TRIMWORK & OTHER SELECTIONS

- BASEBOARDS - OPTIONAL 1X6
- WINDOW CASINGS - OPTIONAL
1X4 LEGS, 1X6 HEADS W/ SILL



- DOOR CASINGS - STANDARD
1X4 LEGS, 1X6 HEADS
- STAIRS - STAINED OAK TREADS
W/ PAINTED RISERS
- OPTIONAL 2ND SINK IN BATH 2

- ALT 1ST FLOOR PRIMARY
BEDROOM LAYOUT
- GOURMET KITCHEN LAYOUT
- OPTIONAL KITCHEN ISLAND
- LAUNDRY DROP-ZONE BENCH



