

LOT 99
508 AYRHILL LOOP

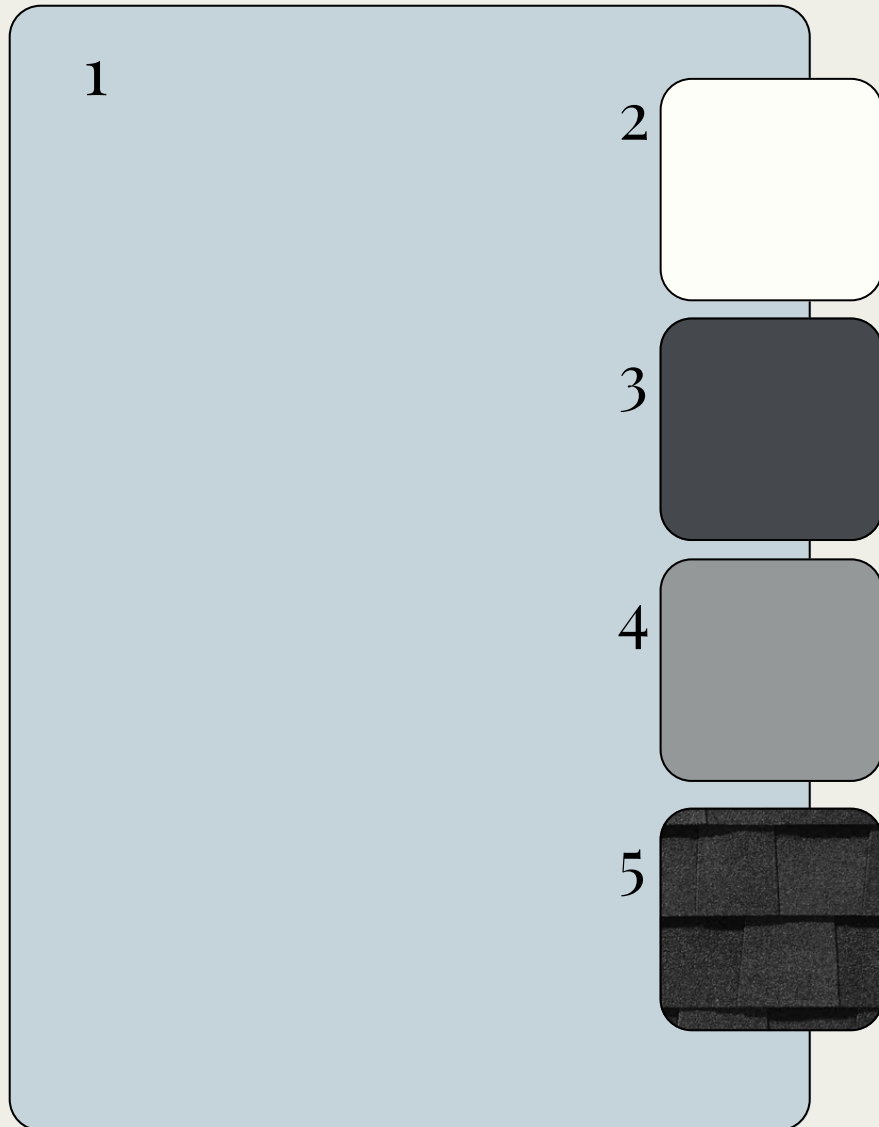
 SAUSSY BURBANK



*OPTIONAL UPGRADES MAY BE SHOWN ON ARTIST'S RENDERING. SEE AGENT FOR DETAILS

MEREDITH-N

EXTERIOR SELECTIONS



1. SIDING - BLUE HERON (DCR054)
2. TRIM - CHARLESTON WHITE (DCR100)
3. EXT DOORS & SHUTTERS - CYBERSPACE (SW7076)
4. FOUNDATION - AFRICAN GREY (SW9162)
5. ROOF - MOIRE BLACK

*colors may vary on screen or printed versions

EXTERIOR HARDWARE & LIGHTING

1



2



3



4



5



1. FRONT DOOR HARDWARE - SUTTON - BLACK
2. INTERIOR DOOR HARDWARE - STRATUS KNOB - BLACK
3. REAR DOOR KEYLESS - ENCODE CENTURY - BLACK
4. FRONT DOOR PORCHES & GARAGE ENTRY - VADO WALL LANTERN - BLACK (SIZE VARIES)
5. GARAGE DOORS - SEBRING WALL LANTERNS - BLACK

INTERIOR SELECTIONS

1

2

1. WALL PAINT - GREEK VILLA (SW7551)
2. TRIM PAINT - PURE WHITE (SW7005)
3. FLOORING - ENGINEERED HARDWOOD - MOHAWK - CASPIAN SHORES - SAWGRASS OAK (1ST FLOOR LIVING AREAS, PRIMARY BED, LOFT)
4. CARPET - MOHAWK - LUSTROUS TONES - WARM ALMOND
5. LAUNDRY TILE FLOOR - JUTE 12X24 - IVORY

3

4

5



INTERIOR LIGHTING

1



1. FAMILY ROOM & PRIMARY BED - JOVIE 52" CEILING FAN - WHITE
2. DINING ROOM - ELIO MEDIUM HANGING SHADE - BURNISHED BRASS/BAMBOO
3. LAUNDRY - ALBEE LARGE FLUSH MOUNT - SATIN BRASS
4. CLOSETS - ROUND CEILING FLUSH MOUNT - WHITE
5. BED 2 & 3 - RHETT FLUSH MOUNT - SATIN BRASS

2



3



4



5



KITCHEN



1. FAUCET - DELTA EESA - CHAMPAGNE BRONZE
2. KOHLER FARM SINK - WHITE CAST IRON
3. ISLAND PENDANTS - HARTLEY MEDIUM PENDANT - BURNISHED BRASS
4. COUNTERTOPS - NATURAL STONE - SHADOW STORM
5. BACKSPLASH - PASSION 3X8 BLANCO (EXTEND TO CEILING AT HOOD)
6. CABINET HARDWARE - RADIANT PULL
7. CABINETS - TIMBERLAKE - BARNETT DOOR - LINEN PAINTED PERIMETER / NAVY PAINTED ISLAND



APPLIANCES

1



2



3



4



1. HOOD - GE -JYW5361SJSS - STAINLESS STEEL
2. GAS COOKTOP - GE PROFILE - JGP3036SLSS - STAINLESS STEEL
3. WALL OVEN - GE - JT3800SHSS - STAINLESS STEEL
4. DISHWASHER- GE - GDT635HSRSS - STAINLESS STEEL

PRIMARY BATHROOM



1



3



2



4




5



6



7



8



9



10

11



1. FAUCET- DELTA SAYLOR -CHAMPAGNE BRONZE - WIDESPREAD (X2)
2. SINK - RECTANGULAR (X2)
3. BATHROOM LIGHTING - SAYWARD 3-LIGHT - SATIN BRASS (X2)
4. CABINETS - TIMBERLAKE - BARNETT DOOR - LINEN PAINED
5. HARDWARE - RADIANT PULL
6. COUNTERTOP - QUARTZ - CARRARA BREVE
7. BATHROOM FLOOR TILE - JUTE 12X24 - IVORY
8. SHOWER WALL TILE - CRAFT II PICKET - WHITE GLOSSY
9. SHOWER FLOOR TILE - SAVVY PENNIES - OAT
10. SHOWER FIXTURE - HANDHELD
11. SHOWER ENCLOSURE - FRAMLESS

BATHROOM TWO



1



3




2



4



5



6



8



9



7



- 1. FAUCET- DELTA SAYLOR - CENTERSET (X2)
- 2. SINK - RECTANGULAR
- 3. BATHROOM LIGHTING - SAYWARD 3-LIGHT (X2)
- 4. CABINETS - TIMBERLAKE - BARNETT DOOR - LINEN PAINTED
- 5. COUNTERTOPS - QUARTZ - CARRARA BREVE
- 6. HARDWARE - RADIANT PULL
- 7. BATHROOM FLOOR - SOLARA 12X24 - FIRENZA
- 8. TUB/SHOWER FIXTURE - SAYLOR
- 9. VIKRELL TUB


POWDER ROOM



1. FAUCET- DELTA SAYLOR - CENTERSET
2. BATHROOM LIGHTING - SAYWARD 2-LIGHT
3. PEDESTAL SINK - STERLING SACRAMENTO - WHITE

TRIMWORK & OTHER SELECTIONS

- BASEBOARDS - OPTIONAL 1X6
- WINDOW CASINGS - OPTIONAL
1X4 LEGS, 1X6 HEADS W/ SILL



- GOURMET KITCHEN LAYOUT
- OPTIONAL KITCHEN ISLAND
- OPTIONAL ADDITIONAL CABINETS IN KITCHEN AREA
- SQUARE TRIM ACCENT WALL - FAMILY ROOM

- DOOR CASINGS - STANDARD
1X4 LEGS, 1X6 HEADS
- STAIRS - STAINED OAK TREADS
W/ PAINTED RISERS
- OPTIONAL 2ND SINK IN BATH 2



